

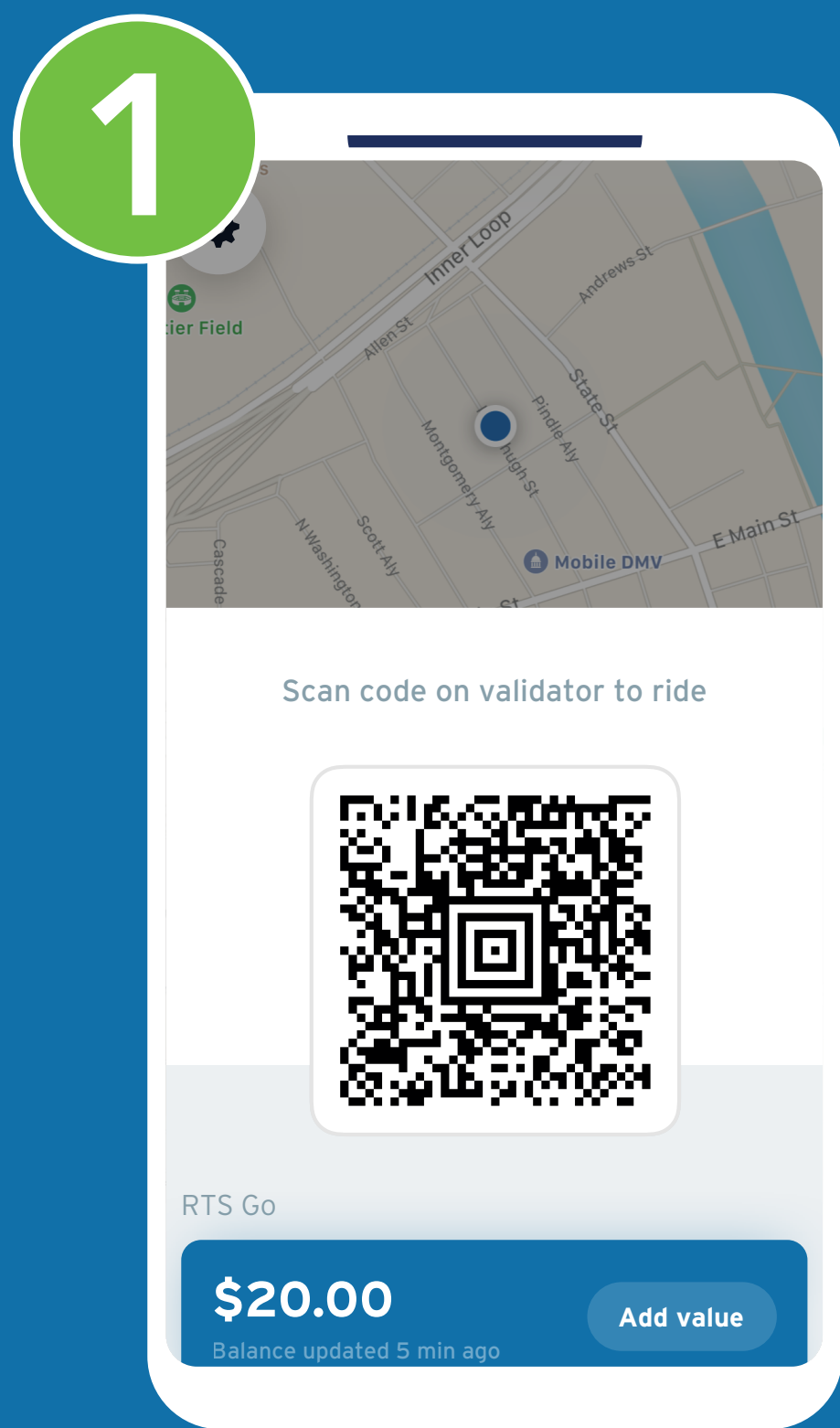


# Introducing an easier way to pay: RTS Go!

With RTS Go, you'll only pay for the trips you take – the more you ride, the more you save!

Never pay more than \$3 a day or \$56 a month.

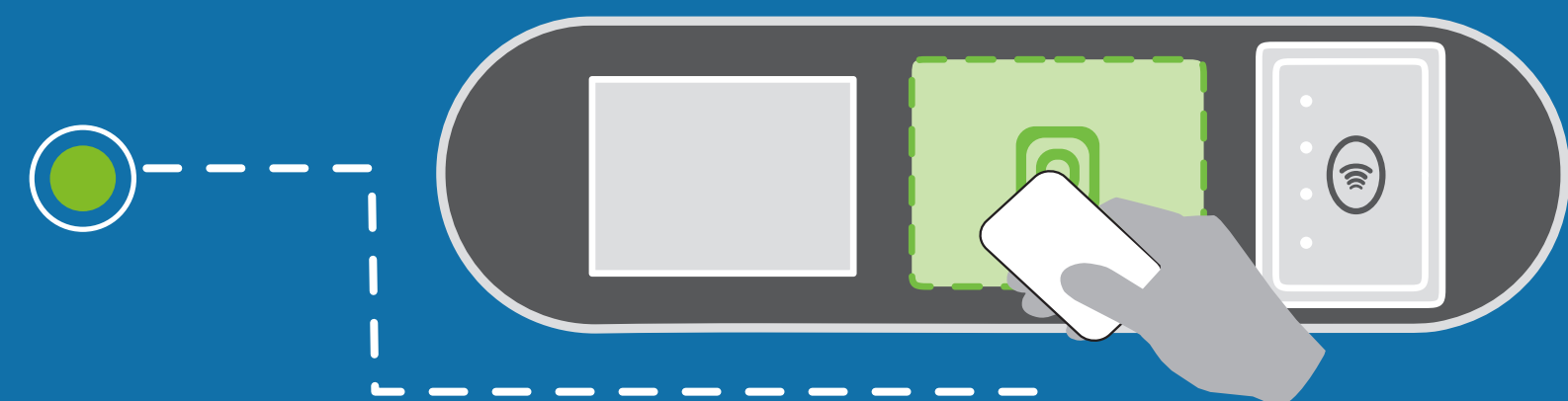
RTS Go is available on your mobile phone or as a reloadable smart card.



## RTS Go: mobile

Download the **Transit** app from the App Store or Google Play. Open the app, look for the RTS Go logo, then create an account and add funds. When you're ready to ride, select the RTS Go logo to bring up the barcode, then tap it on the RTS Go validator near the bus' farebox. You're all set!


Tap your phone here



## RTS Go: smart card

RTS Go smart cards are available at the RTS **Transit** Center's Ticket Vending Machines. Use the Ticket Vending Machines to purchase a card, add funds, and to check the card's balance. When you're ready to ride, tap on the RTS Go validator near the bus' farebox. You're all set!

Tap your smart card here



2





# Why go with RTS Go?



## Save money

RTS Go caps the amount you spend to a maximum of \$3 per day (\$1.50 for reduced fares) and \$56 per month (\$28 for reduced fares). The more you ride with RTS Go, the more you'll save.



## Buy your ticket anywhere anytime

Reload your RTS Go account through the *Transit* app, online at [myRTS.com](http://myRTS.com), or at a Ticket Vending Machine.



## Protect your account

When you register your RTS Go account, RTS Customer Service can help restore your account's value - even if your card or phone is lost or stolen.



## Speedy boarding

Just tap RTS Go on a RTS Go validator, wait for the green light, and board!



## Integrated with the *Transit* app

Use the *Transit* app to access RTS Go mobile, trip planning, departure times, service alerts, and fares in one place!



## Questions?

Contact us at [myRTS.com/contact-us](http://myRTS.com/contact-us) or 585-288-1700